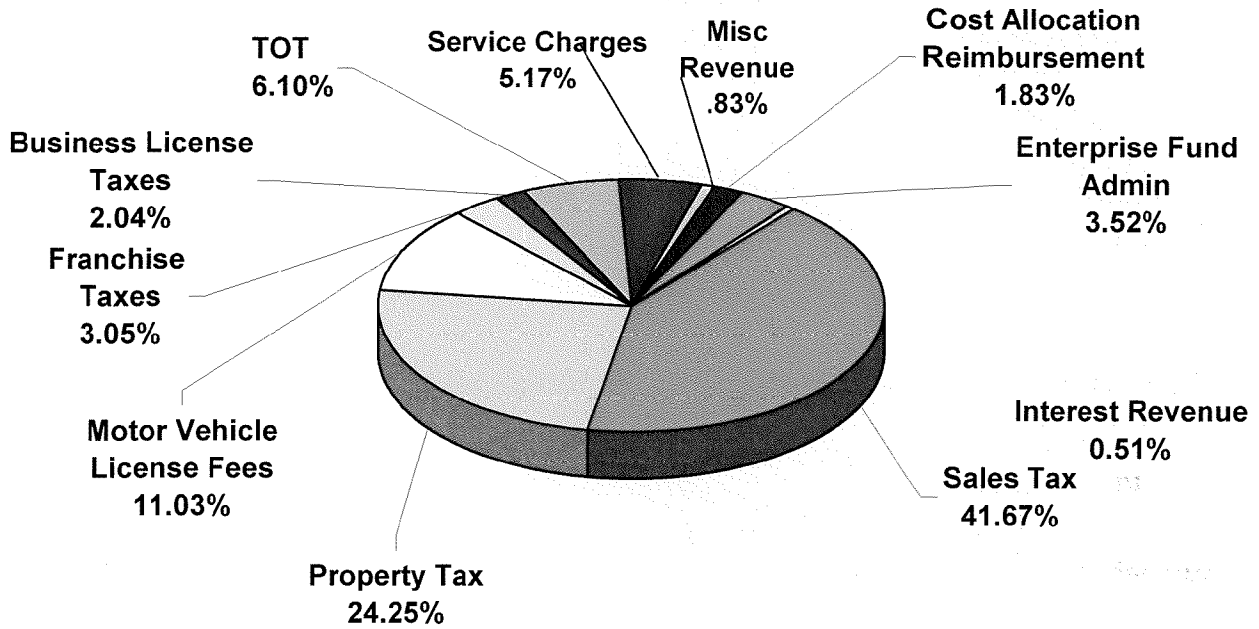


General Fund

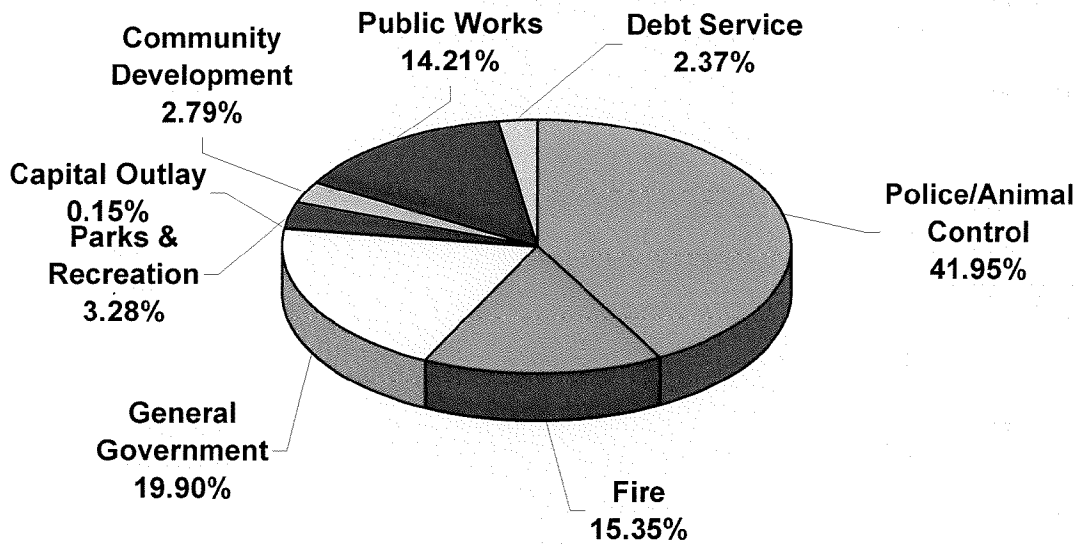
THIS PAGE INTENTIONALLY LEFT BLANK

CITY OF GRASS VALLEY

GENERAL FUND BUDGETED REVENUES FISCAL YEAR 2009/2010

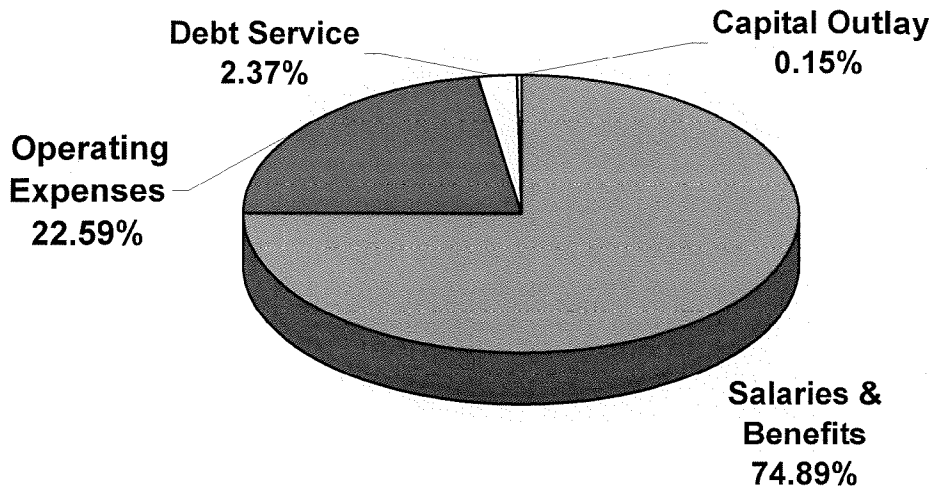


GENERAL FUND BUDGETED EXPENDITURES FISCAL YEAR 2009/2010



CITY OF GRASS VALLEY

General Fund Expenditures by Type & Proportion FY 2009/2010



2009-2010	Salaries & Benefits	Operating Expenses	Debt Service	Capital Outlay	Totals
Depts					
5005 Council	18,791	5,600			24,391
5035 Admin	270,443	29,130			299,573
5040 IT	3,000	72,848			75,848
5015 HR	151,757	9,300			161,057
5045 Finance	327,271	44,650			371,921
5065 Police	3,756,914	306,376			4,063,290
5070 Animal Ctrl	134,345	17,821			152,166
5085 Fire	1,281,984	260,118			1,542,102
5103 Plan Comm	2,740	250			2,990
5105 Comm Dev	223,957	53,247			277,204
5215 Engineer	408,646	23,147			431,793
5225 Facilities	124,930	86,790			211,720
5230 Fleet	155,773	31,600			187,373
5235 Street	435,145	161,450		15,000	611,595
5250 Parks Comm	470	100			570
5255 Pool	41,415	16,310			57,725
5265 Parks Maint	188,443	79,250			267,693
5266 Recreation	-	1,000			1,000
5269 Museum	-	2,800			2,800
5055 City Attorney		129,500			129,500
5270 Non-Departmental		938,613			938,613
5275 Debt Service			238,169		238,169
	7,526,024	2,269,900	238,169	15,000	10,049,093
	74.89%	22.59%	2.37%	0.15%	100.00%

