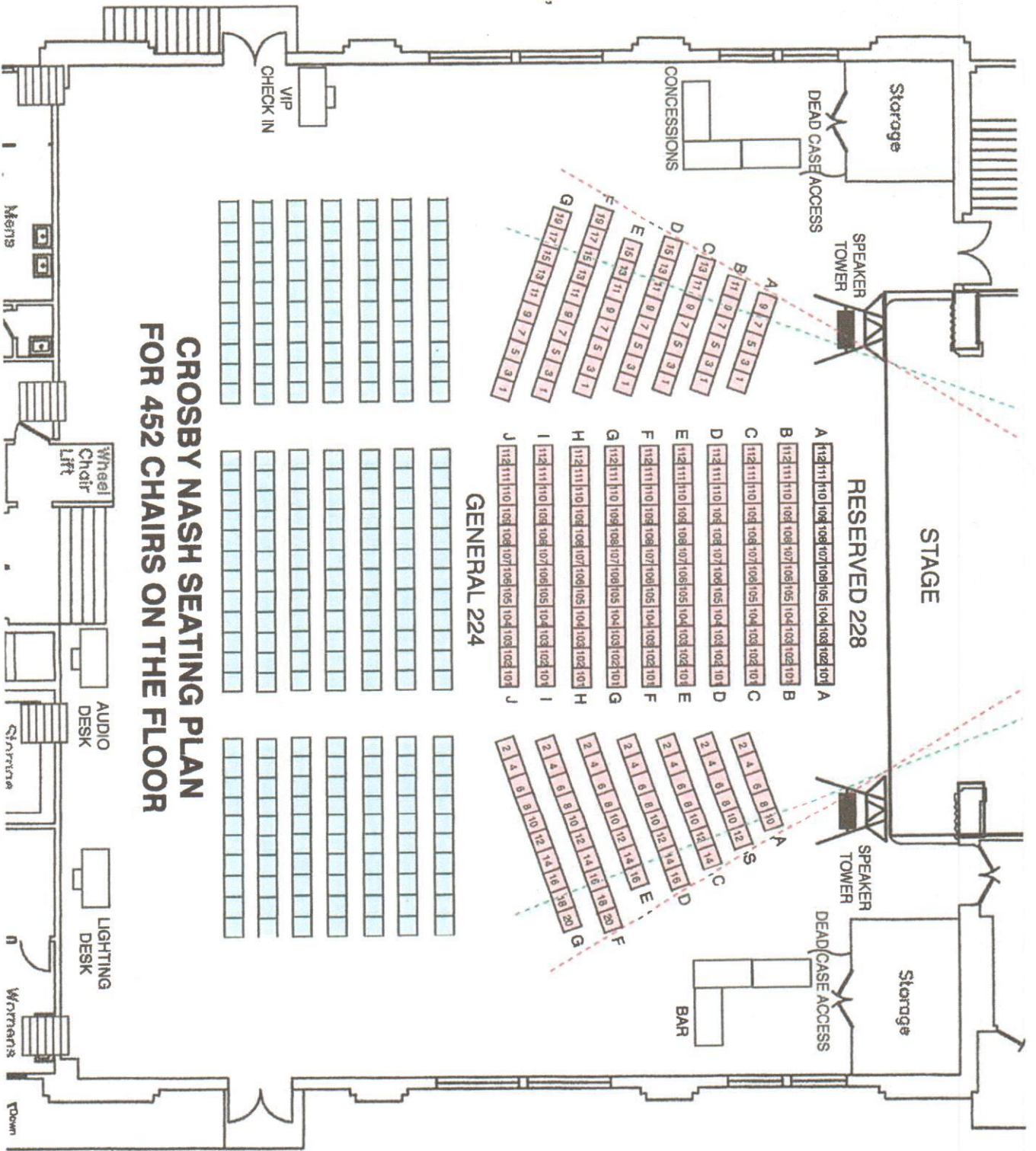


SCALE: 1/8"=1'



**CROSBY NASH SEATING PLAN
FOR 452 CHAIRS ON THE FLOOR**

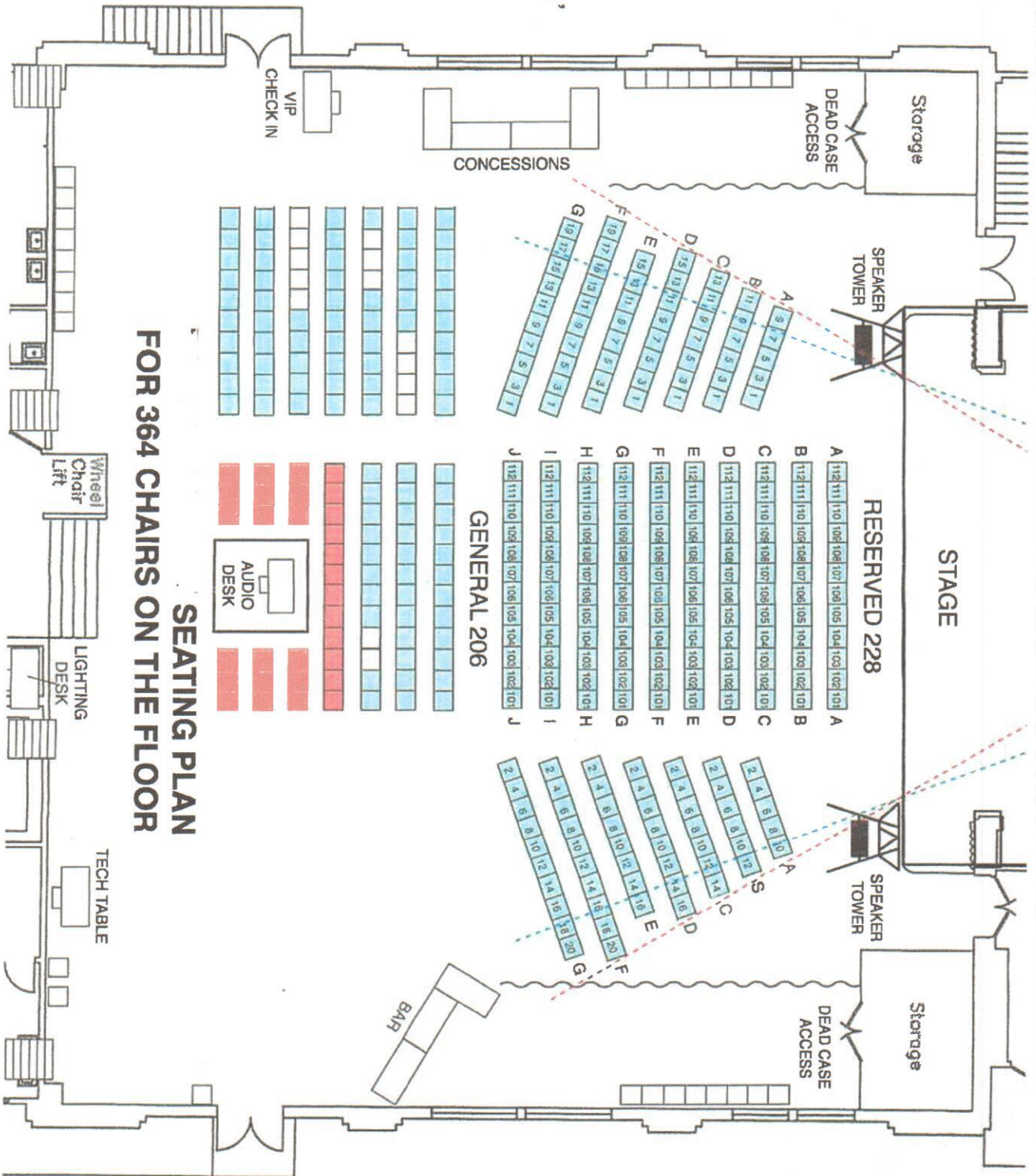
RESERVED 228

A	112	111	110	108	106	107	108	105	104	103	102	101	A
B	112	111	110	108	106	107	108	105	104	103	102	101	B
C	112	111	110	108	106	107	108	105	104	103	102	101	C
D	112	111	110	108	106	107	108	105	104	103	102	101	D
E	112	111	110	108	106	107	108	105	104	103	102	101	E
F	112	111	110	108	106	107	108	105	104	103	102	101	F
G	112	111	110	108	106	107	108	105	104	103	102	101	G
H	112	111	110	108	106	107	108	105	104	103	102	101	H
I	112	111	110	108	106	107	108	105	104	103	102	101	I
J	112	111	110	108	106	107	108	105	104	103	102	101	J

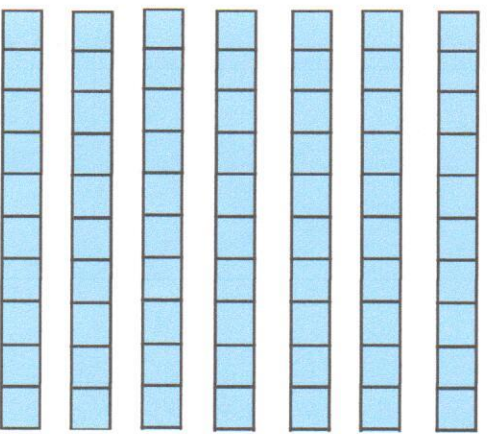

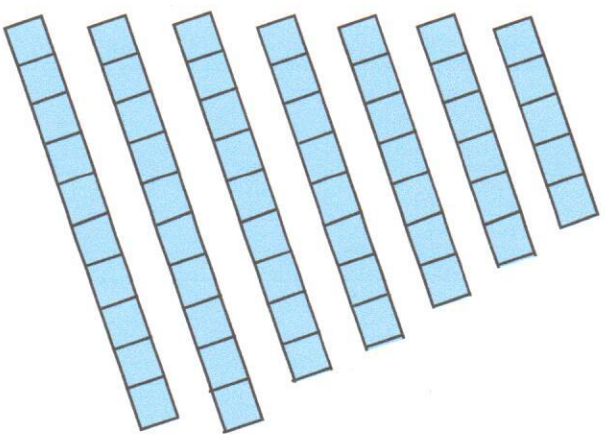

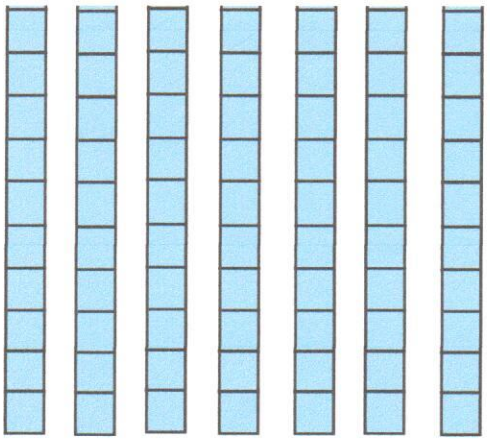

GENERAL 224

A	2	4	6	8	10	A
B	2	4	6	8	10	B
C	2	4	6	8	10	C
D	2	4	6	8	10	D
E	2	4	6	8	10	E
F	2	4	6	8	10	F
G	2	4	6	8	10	G

SCALE: 1/8"=1'



SEATING PLAN FOR 364 CHAIRS ON THE FLOOR



SEATING PLAN
FOR 454 CHAIRS ON THE FLOOR

